Multiple District 107

As of October 2026 Cumulative

Year	New Clubs	Dropped Clubs	Gain/ Loss Clubs	New Members	Charter Members	Reinstate Members	Transfer Members	Total Member Added	Total Members Dropped	Gain/ Loss Members
2022-2023	1	31	-30	802	31	11	105	949	1,772	-823
2023-2024	0	27	-27	766	8	13	103	890	1,658	-768
2024-2025	3	20	-17	786	60	36	81	963	1,519	-556
2025-2026	4	25	-21	826	81	21	91	1,019	1,574	-555
2026-2027	0	7	-7	227	3	4	33	267	270	-3
Average	**2**	**22**	**-20**	**681**	**37**	**17**	**83**	**818**	**1,359**	**-541**

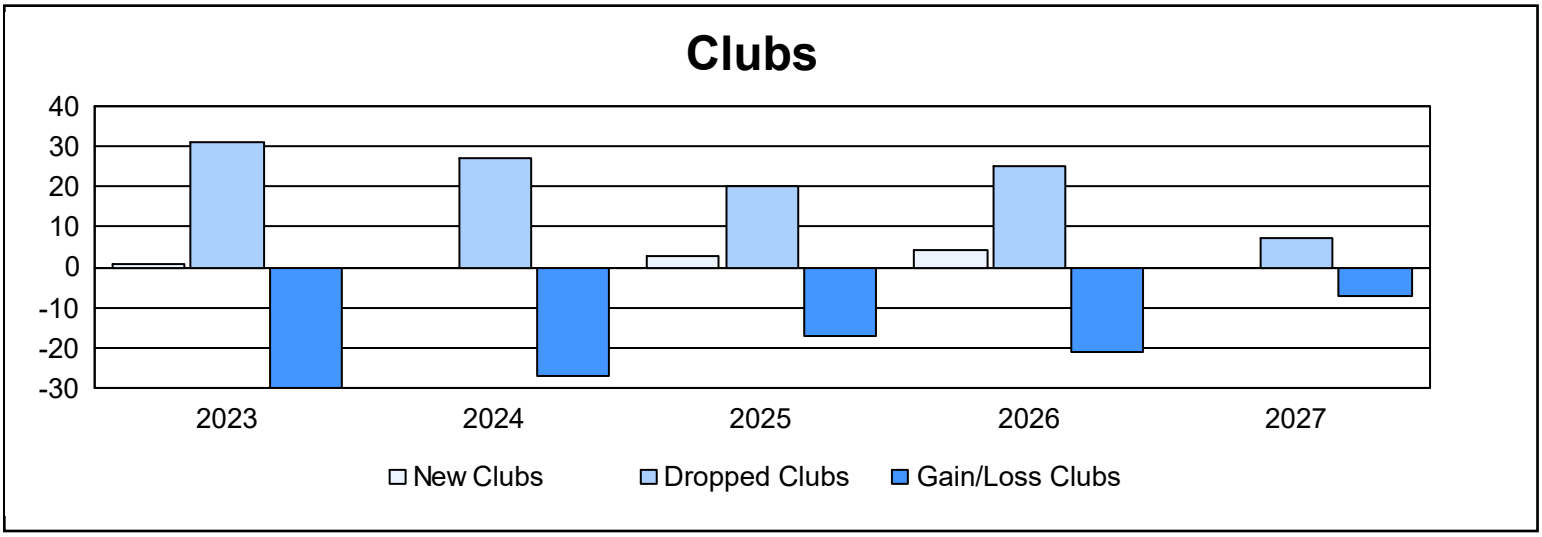

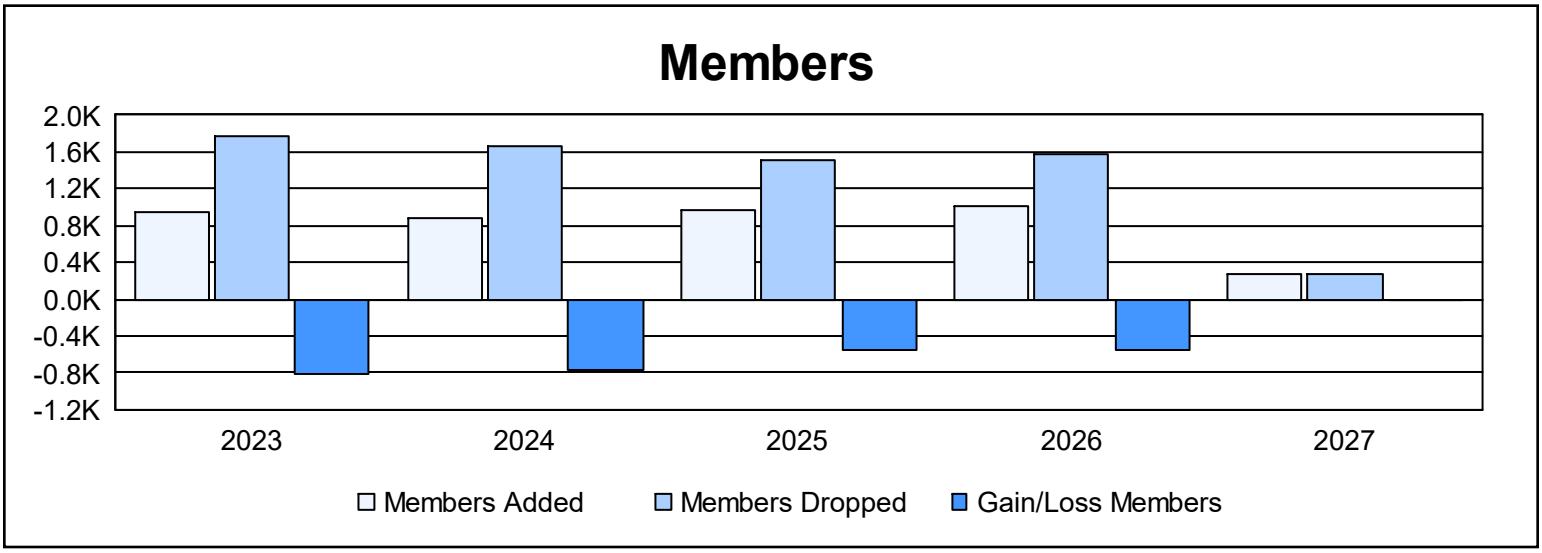

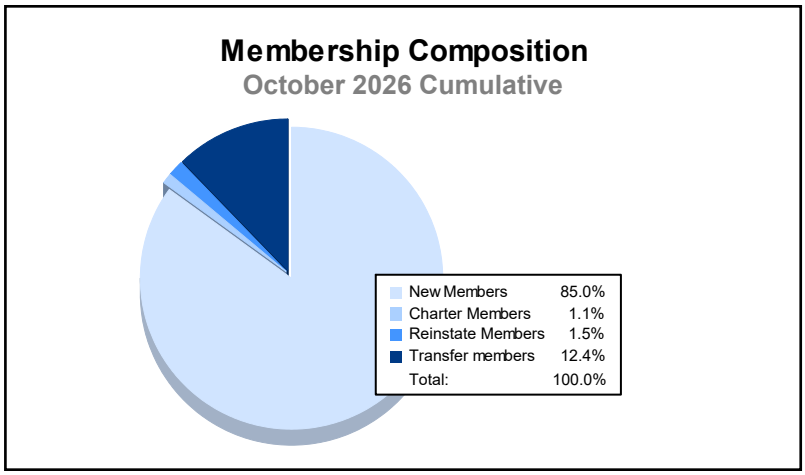
Membership Composition
October 2026 Cumulative
New Members 85.0%
Charter Members 1.1%
Reinstate Members 1.5%
Transfer members 12.4%
Total: 100.0%

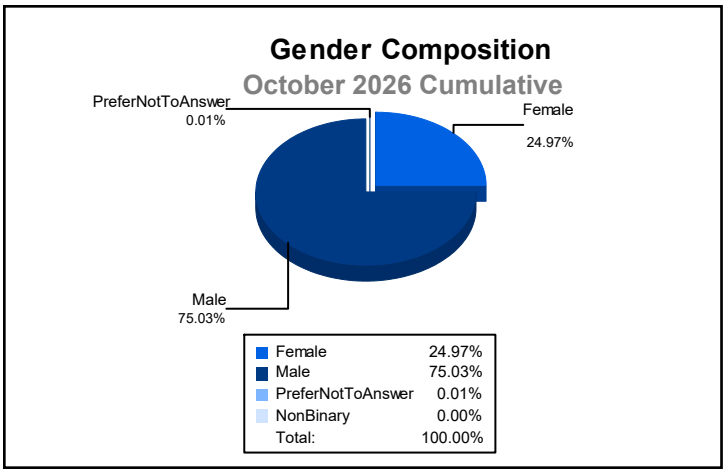
Gender Composition
October 2026 Cumulative
PreferNotToAnswer
0.01%
Female
24.97%
Male
75.03%
Female 24.97%
Male 75.03%
PreferNotToAnswer 0.01%
NonBinary 0.00%
Total: 100.00%